


Cereal Box Book Report

Your assignment is to design a cereal related to a fictional book. You will also decorate a real cereal box with illustrations, text and even a prize inside!



Front of Box: Include the name of the cereal and a picture. Invent a name for the cereal that is related to book, yet sounds like a cereal. Do not use the exact title of the book. Choose a shape for the cereal as well as colors and ingredients that all relate to the book.

Prize: Your prize must be something the main character could have used in the book or something that reminds you of the main character. You must include a picture of the prize on the front of your box. You may actually put a prize in your box!

Right Side: Make a list of ingredients that includes the story elements (main characters and setting). Under the heading "Ingredients," list the main characters and the setting and write at least 1 sentence about each.

Left Side: Write a one-paragraph summary that describes the main problem and the solution of the book. Try to use words that will "grab" the reader's attention and make them want to buy your cereal.

Back of Box: Design a game that is based on the story. It can be a puzzle, word search, word scramble, maze, crossword puzzle, hidden picture illustration, or any other fun activity. Make sure that it includes information from the book.


Top of Box: Include the title, author, number of pages, and the number of stars you would give the book if you were a book critic. The maximum number is 5 stars.

Don't Forget!

Proofread carefully to avoid errors in grammar, spelling and/or punctuation. Cereal box must be colorful and creatively designed. Cereal box must be neatly assembled and written portions need to be easy to read!


Front of Box: Include the name of the cereal and a picture. Invent a name for the cereal that is related to book, yet sounds like a cereal. Do not use the exact title of the book. Choose a shape for the cereal as well as colors and ingredients.

Prize: Your prize must be something the main character could have used in the book or something that reminds you of the main character. You must include a picture of the prize on the front of your box. You may actually put a prize in your box!



A large rectangular area with a decorative, scalloped black border, intended for drawing or writing.

Back of Box: Design a game that is based on the story. It can be a puzzle, word search, word scramble, maze, crossword puzzle, hidden picture illustration, or any other fun activity. Make sure that it includes information from the book.



Left Side: One-paragraph summary that describes the main problem & solution of the book. Use words that will "grab" the reader's attention and make them want to buy your cereal.


Right Side: List of ingredients that includes the story elements (main characters & setting). Under the heading "Ingredients," list the main characters & setting and write at least 1 sentence about each.

Top of Box: Include title, author, number of pages, and the number of stars you would give the book if you were a book critic. The max number is 5 stars.

Ingredients

Title: _____ Author: _____ Number of Pages: _____

I give this book _____ out of 5 stars



Student: _____ Name of Cereal: _____

Cereal Box Book Report - Grading Rubric

- ____/10 **Front of Box** ____ Name of Cereal related to book **(5)** ____ Illustration/Photo **(5)**
- ____/10 **Right Side** ____ One sentence per character/setting
- ____/20 **Left Side** ____ One-paragraph summary which includes main problem and solution
- ____/10 **Back of Box** ____ Game is based on the story.
- ____/10 **Top of Box** ____ Title, Author, Number of Pages, and Star Rating
- ____/10 **Prize** ____ Prize relates to book
- ____/20 **Spelling/Grammar** ____ Overall , student uses correct spelling, grammar & punctuation
- ____/10 **Creativity/Neatness** ____ Cereal box is colorful and creatively designed **(5)**
____ Neatly assembled and written portions are easy to read. **(5)**

Total Points: ____ /100%

Cereal Box Book Report - Grading Rubric

- ____/10 **Front of Box** ____ Name of Cereal related to book **(5)** ____ Illustration/Photo **(5)**
- ____/10 **Right Side** ____ One sentence per character/setting
- ____/20 **Left Side** ____ One-paragraph summary which includes main problem and solution
- ____/10 **Back of Box** ____ Game is based on the story.
- ____/10 **Top of Box** ____ Title, Author, Number of Pages, and Star Rating
- ____/10 **Prize** ____ Prize relates to book
- ____/20 **Spelling/Grammar** ____ Overall , student uses correct spelling, grammar & punctuation
- ____/10 **Creativity/Neatness** ____ Cereal box is colorful and creatively designed **(5)**
____ Neatly assembled and written portions are easy to read. **(5)**

Total Points: ____ /100%

Cereal Box Book Report

Example Projects

